

Doncaster

Originally one of Victoria's best producing regions, the orchards were progressively subdivided for residential development through the 1950s, 60s and 70s.

Today, Doncaster is a well-established and highly sought after residential and commercial area. Over the coming decades, we can expect to see Doncaster continue to grow with the development of Doncaster Hill, located around Westfield Doncaster.

Westfield Doncaster is Manningham's key retail destination. A multiplex shopping centre with vast parking capacity, the centre caters for an array of shopping needs – from major department stores to independent boutiques across fashion, dining, technology and entertainment. It attracts visitors from outside Manningham as well as from within the local area.

Doncaster has seen a growth in population across all household types, in particular in Doncaster Hill and along main roads. This growth is expected to increase further as construction works at Tullamore and Doncaster Hill are completed.

Doncaster is also home to Ruffey Lake Park, one of the most popular and highly visited open spaces in Manningham.

Doncaster Census demographic information has been sourced from the Australian Bureau of Statistics, Census of Population and Housing 2011 and 2016.



Interpreter service **9840 9355**

普通话 廣東話 Ελληνικά Italiano العربية فارسی

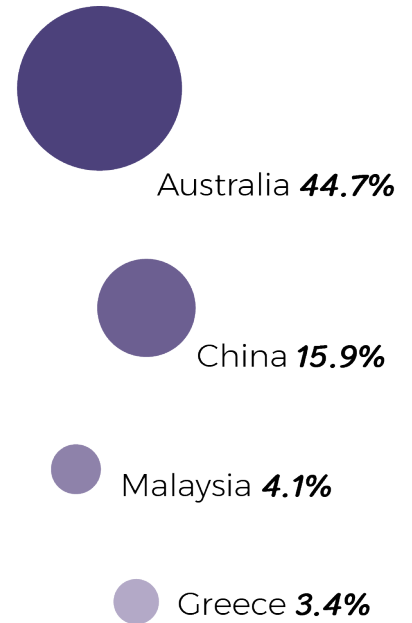


MANNINGHAM

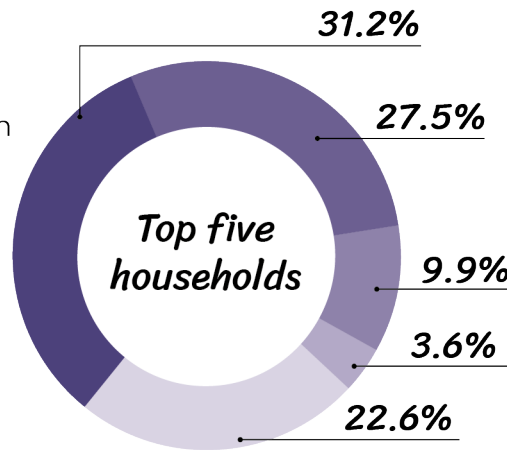
Doncaster at a glance

Age group	2016			2011	
	Number	%		% change	Number
0 to 4 years	964	4.6		▲22.8	785
5 to 11 years	1,337	6.4		▲9.2	1,225
12 to 17 years	1,256	6.0		▲8.4	1,159
18 to 24 years	2,016	9.6		▲16.5	1,730
25 to 34 years	3,161	15.1		▲39.1	2,272
35 to 49 years	3,803	18.1		▲3.8	3,662
50 to 59 years	2,568	12.2		▲12.6	2,280
60 to 69 years	2,253	10.7		▼2.1	2,301
70 to 84 years	2,945	14.1		▲5.9	2,782
85+ years	659	3.1		▲18.8	555
Total Population	20,962	100		▲11.8	18,751

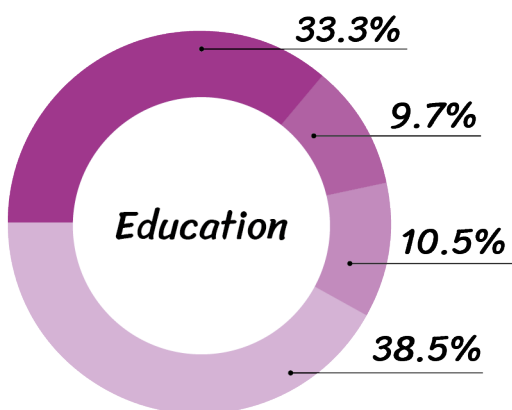
Country of birth



- Couples with children **▲4.9%**
- Couples without children **▲8.7%**
- One parent families **▲11.2%**
- Group household **▲60.3%**
- Single person **▲20.1%**



Industry of employment

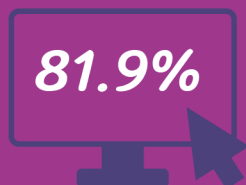


- Bachelor or higher **▲23.0%**
- Diploma **▲8.1%**
- Vocational **▲15.3%**
- No qualification **▲6.3%**

*8% not stated

Household internet access


81.9%



Household weekly income

\$1,249 or less = **42.3%**

\$2,500 or more = **19.2%**



Household access to a car

88.1%

