

Templestowe

Templestowe was established as a village on the Yarra in the 1850s on route to the Warrandyte goldfields and is one of the oldest areas of settlement in Manningham. The village remained a relatively small settlement well into the 20th Century, with the area outside the town remaining as orchards.

Today, Templestowe Village exudes atmosphere and has fast become a highlight for visitors on the Yarra Trail. With plenty of al fresco dining options, the village boasts cafés, restaurants, bakeries and plenty of other places to eat.

When it comes to shopping and fashion, you will find some great specialty and boutique stores along with the convenience of a supermarket, post office, banks and services to cater for your day to day needs.

Templestowe has only seen minor growth in population since 2011 (0.6 per cent) and is a relatively stable suburb with little to no movement in household types.

Like other parts of Manningham, Templestowe has seen a rise in its population born overseas, in particular the number of residents from China has nearly doubled since 2011 (8 per cent compared to 4.5 per cent).

Templestowe Census demographic information has been sourced from the Australian Bureau of Statistics, Census of Population and Housing 2011 and 2016.



Interpreter service **9840 9355**

普通话 廣東話 Ελληνικά Italiano العربية فارسی

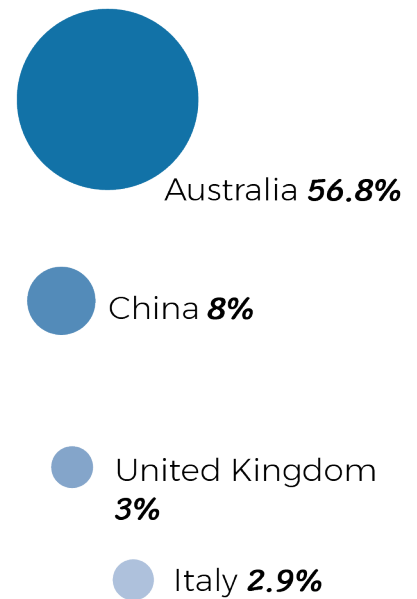


MANNINGHAM

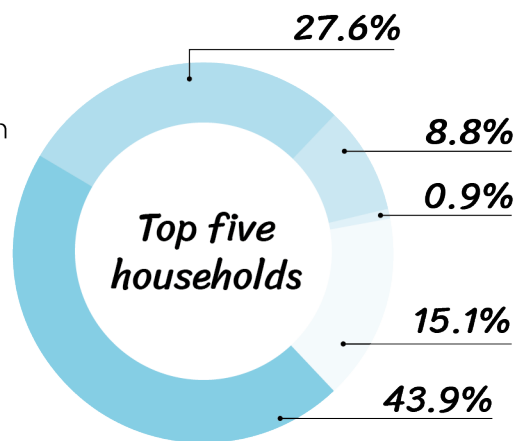
Templestowe at a glance

Age group	2016		% change	2011	
	Number	%		Number	%
0 to 4 years	695	4.3	▲1.4	685	
5 to 11 years	1,291	7.9	▲1.8	1,269	
12 to 17 years	1,202	7.4	▼10.6	1,344	
18 to 24 years	1,427	8.7	▼16.3	1,704	
25 to 34 years	1,701	10.4	▲8.3	1,570	
35 to 49 years	2,875	17.6	▼10.1	3,199	
50 to 59 years	2,442	14.9	▼1.4	2,478	
60 to 69 years	2,192	13.4	▲2.3	2,144	
70 to 84 years	1,951	11.9	▲31.9	1,479	
85+ years	572	3.5	▲50.2	381	
Total Population	16,354	100	▲0.6	16,258	

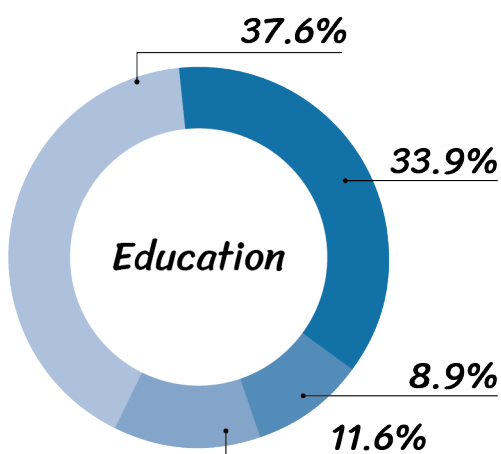
Country of birth



- Couples with children ▼0.1%
- Couples without children 0%
- One parent families 0%
- Group household ▼0.3%
- Single person ▲0.1%



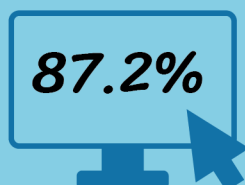
Industry of employment



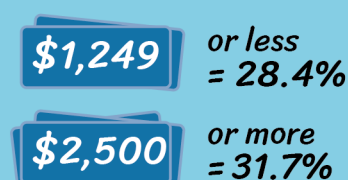
- Bachelor or higher ▲9.4%
- Diploma ▼8.6%
- Vocational ▲3.0%
- No qualification ▼4.6%

*8% not stated

Household internet access



Household weekly income



Household access to a car

